


SIDE ENTRY MIXERS


Mixtec – Western Engineering manufacture Side Entry Mixers for a variety of industries and applications in a range of sizes from 0.37kW to 45kW. Available in three different models with designs tailored to the dairy, wine, chemical and wastewater industries.




Mixtec – Western Engineering are a 100% NZ owned and operated company that prides itself on quality and on-time delivery. We manufacture mixers in our Auckland factory under licence using technology supplied by Mixtec in South Africa, who are one of the world's leading manufacturers of mixers and agitators.

Mixtec review your mixing requirements based on tank dimensions, product viscosity, specific gravity and a process description to provide you with a mixing concept and quote for your mixer. All mixers are custom designed by our highly trained mixer design specialists who focus on the mechanical integrity of the mixing components and drive system resulting in reliable and robust solutions. Mixtec has extensive experience in the dairy, pharmaceutical, food, beverage, wine, chemical and water care industries.

Our Mixtec Model 5050 Side Entry Mixer has been designed specifically to meet the demanding hygiene standards of the dairy industry. Designed to provide gentle tank movement using minimum power in tanks ranging from 5m³ -500m³. They combines a low shear hydrofoil impeller with an inboard mechanical seal and shaft coupling arrangement to provide a mixer that is easily CIP cleaned and simple to service and maintain. Available with flanged, parallel or tapered weld-in mounting.



Our Mixtec 5040 Side Entry Mixer has been specifically designed for the wine industry and is used for additive mixing, cold stabilization, fermentation and to prevent temperature stratification in large storage tanks. This low cost mixer includes an energy efficient Mixtec HA700 hydrofoil impeller and an angled mounting stool to produce maximum flow throughout the tank using minimum motor power. Supplied with a weld on curved face tank mounting flange to simplify installation.



Our Mixtec Model 5000 Side Entry Mixer is designed for storage and mixing in larger tanks. These heavy duty mixers are provided with a range of impellers and gear or belt-driven drives to suit your product and process requirements. Mixers are complete with a heavy mounting stool containing the shaft coupling and seal. Shaft seal options include gland packing and inboard or outboard mechanical seals. Available with an optional seal shut off device allowing servicing of the shaft seal and drive while the tank is full.

